

IAS SERIES

Stainless steel ISO A couplers made to the ISO 7241:2014 Series A dimensions

INTRODUCTION

Holmbury's IAS Series stainless steel ISO A couplers incorporate all the benefits of the carbon steel IA Series couplers, while being perfectly suited for corrosive fluids and environments.

CONSTRUCTION

- AISI 316 stainless steel
- Fitted with Viton seals (Other seals available on request)
- Also available in carbon steel (See IA Series)

FEATURES

- Poppet valves have balanced springs
- Locking ball system allows for quick connection
- Bidirectional flow

ACCESSORIES

- Dust Caps, Plugs and Seal Kits are available for the IAS Series



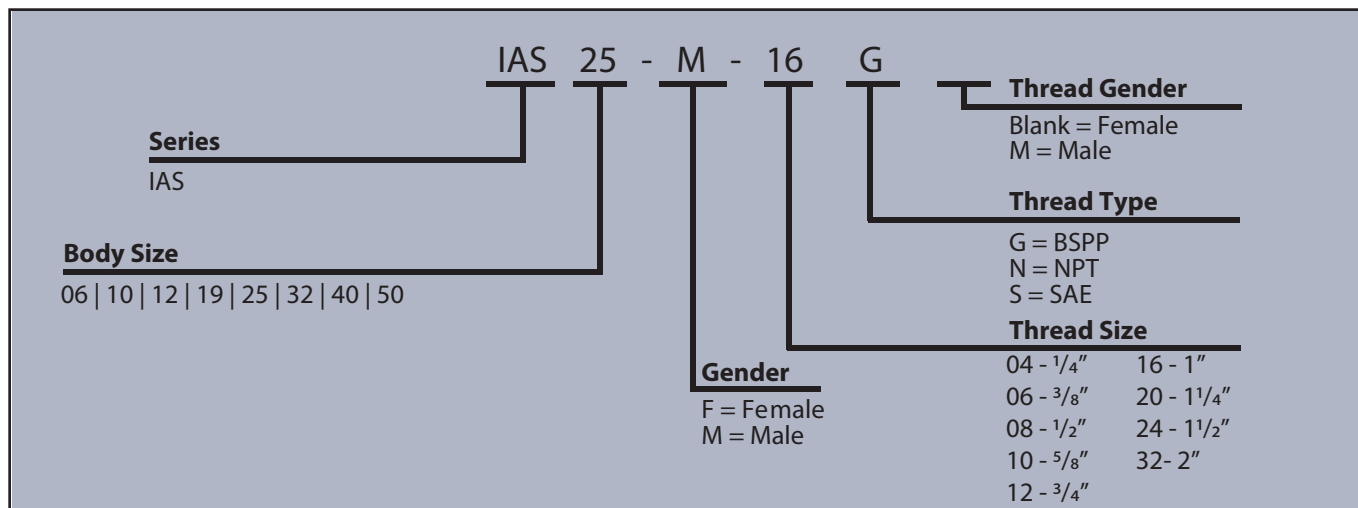
SPECIFICATIONS

- Operating temperatures (With Viton seals): -20°C (-4°F) to 200°C (392°F)

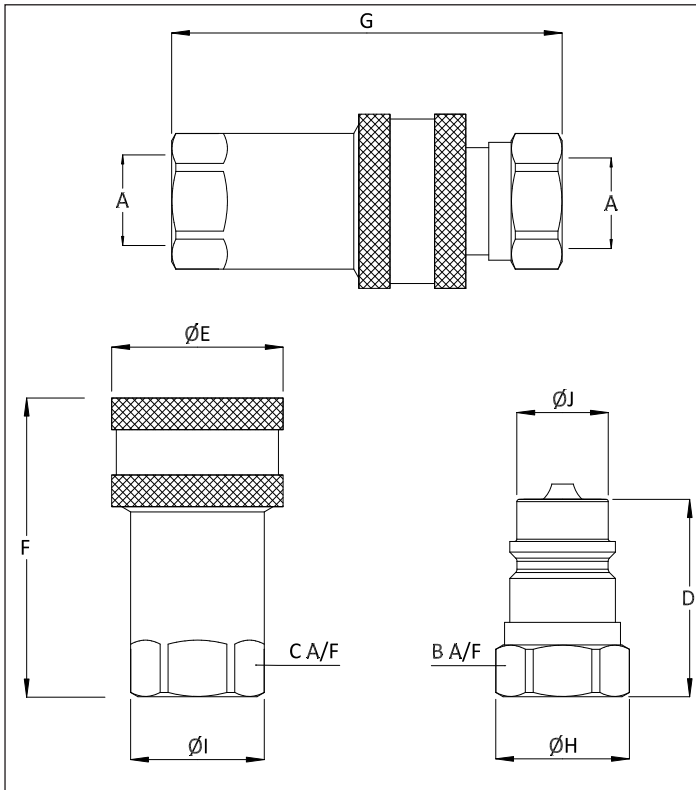
APPLICATIONS

- Corrosive fluids and environments
- Marine
- Oil and gas
- Chemical
- Pharmaceutical
- Nuclear

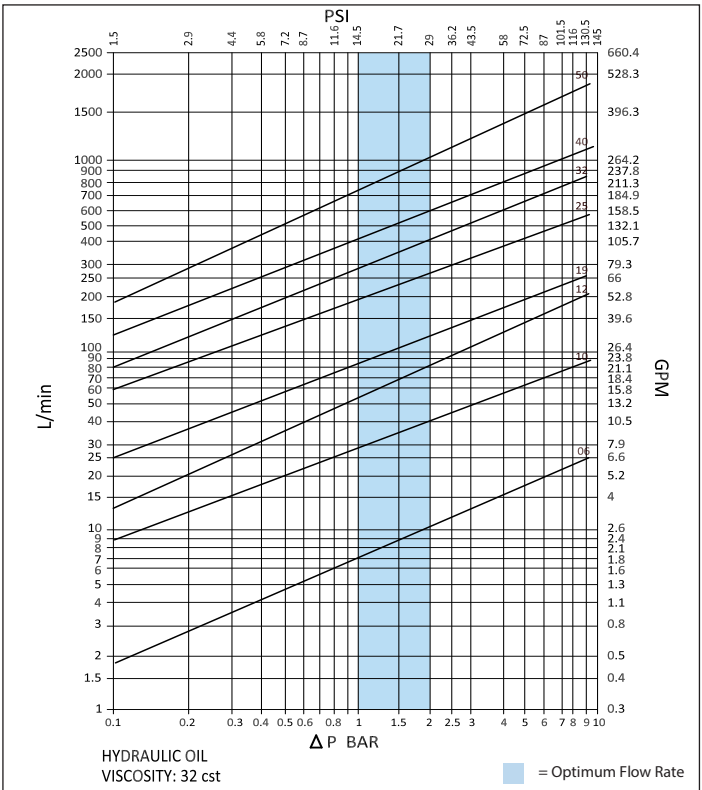
ORDER CODES



DRAWING



PRESSURE DROP CHARACTERISTICS



DIMENSIONS

Size	Thread Size (A)*	B	C	D	ØE	F	G	ØH	ØI	ØJ	Maximum Working Pressure	Burst Pressure (Coupled)	Burst Pressure (Male)	Burst Pressure (Female)
Dimensions in Inches											Psi			
IAS 06	1/4"	19	19	34	26	50	70	21.5	21.5	11.8	300	900	950	900
		0.7	0.7	1.3	1.0	2.0	2.8	0.8	0.8	0.5	4350	13050	13775	13050
IAS 10	3/8"	22	22	40	30	57	80	24.5	24.5	17.2	250	750	820	750
		0.9	0.9	1.6	1.2	2.2	3.1	1.0	1.0	0.7	3625	10875	11890	10875
IAS 12	1/2"	27	27	46	38	70	95	30	30	20.5	250	750	820	750
		1.1	1.1	1.8	1.5	2.8	3.7	1.2	1.2	0.8	3625	10875	11890	10875
IAS 19	3/4"	32	34	53.5	48	81	108	35	38	29	250	750	820	750
		1.3	1.3	2.1	1.9	3.2	4.3	1.4	1.5	1.1	3625	10875	11890	10875
IAS 25	1"	41	38	63	54	96	126	46	42	34.2	200	600	650	600
		1.6	1.5	2.5	2.1	3.8	5.0	1.8	1.7	1.3	2900	8700	9425	8700
IAS 32	1 1/4"	50	50	69	70	115	143	57	57	45	140	420	450	420
		2.0	2.0	2.7	2.8	4.5	5.6	2.2	2.2	1.8	2030	6090	6525	6090
IAS 40	1 1/2"	60	60	72.5	81	123	145	68	65	55	140	420	470	420
		2.4	2.4	2.9	3.2	4.8	5.7	2.7	2.6	2.2	2030	6090	6815	6090
IAS 50	2"	70	70	90	106	150	182	78	76	65	90	270	300	270
		2.8	2.8	3.5	4.2	5.9	7.2	3.1	3.0	2.6	1305	3915	4350	3915

*Dimensions based on BSSP threads

PSI= Bar x1.45 Inches= mm/25.4

