

HFT SERIES

Screw connect flat face couplers

INTRODUCTION

Holmbury's HFT Series screw connect couplers incorporate all of the benefits from the flat face design, while the screw connection strengthens the coupler and eliminates brinelling. Connection and disconnection can be undertaken with high residual pressure in the hydraulic circuit. The HFT Series is an ideal solution for high pressure pulses and many other applications.

CONSTRUCTION

- Carbon steel with zinc nickel plating (1200 hours with no red rust in salt spray tests)
- Fitted with Nitrile seals

FEATURES

- Screw connect design eliminates brinelling
- Flat faces are easily wiped clean
- Allows for minimal inclusion of air and contaminants during connection
- Flat face design prevents fluid loss during disconnection
- Bidirectional flow

ACCESSORIES

- Dust Caps and Plugs are available for the HFT Series



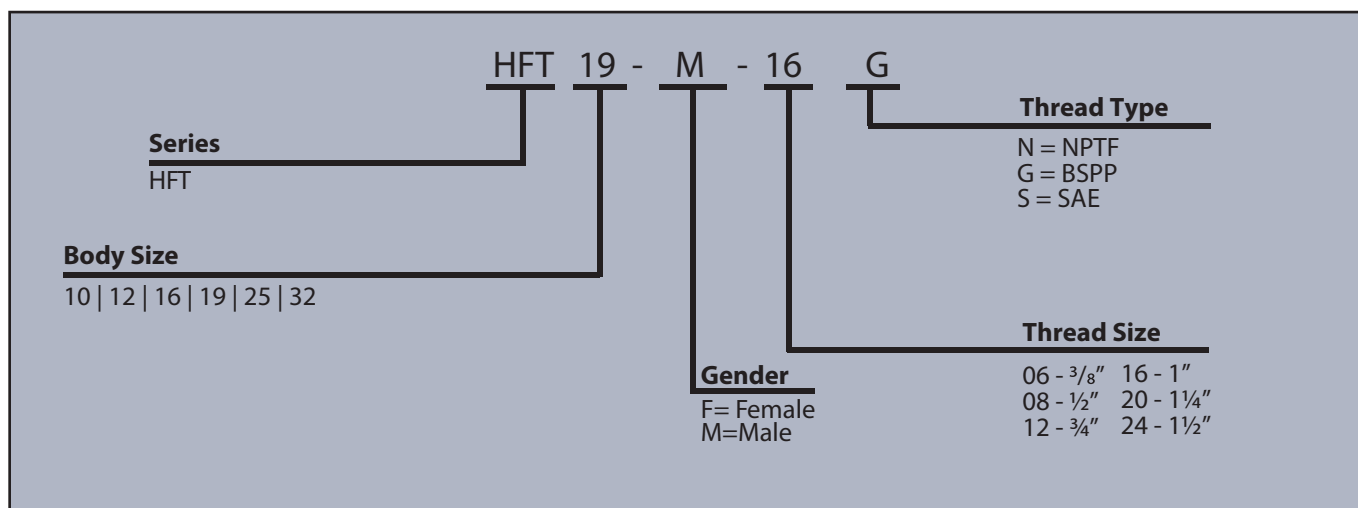
SPECIFICATIONS

- Operating temperatures (With Nitrile seals): -40°C (-40°F) to 106°C (223°F)
- API 16D certified and Lloyds approved for BOP applications (Except size 10)

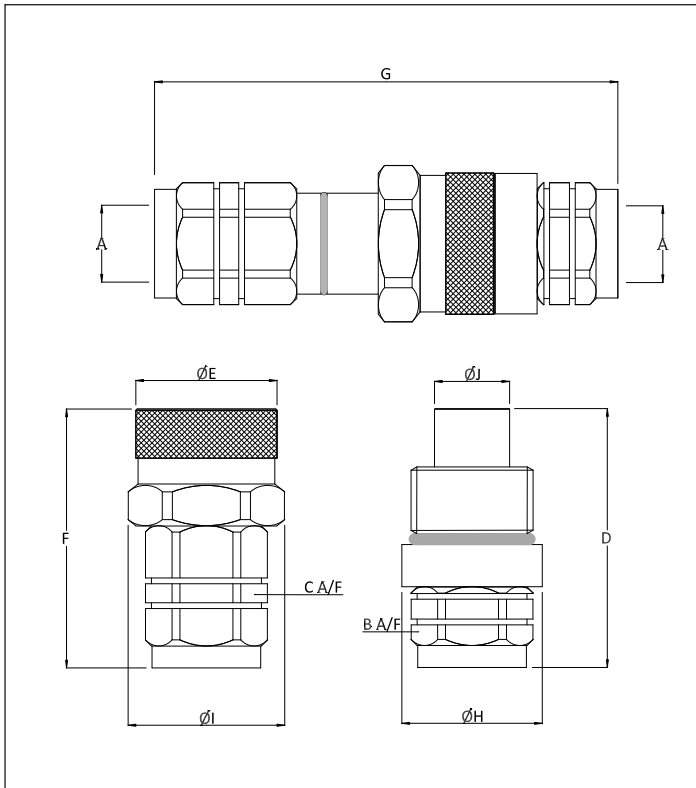
APPLICATIONS

- Blow out preventors (BOP) on oil & gas applications
- Hydraulic attachments
- Hammer circuits
- High pressure pulse applications
- Leak free environments
- Construction plant, mobile equipment, general industrial, nuclear, mining and agricultural industries

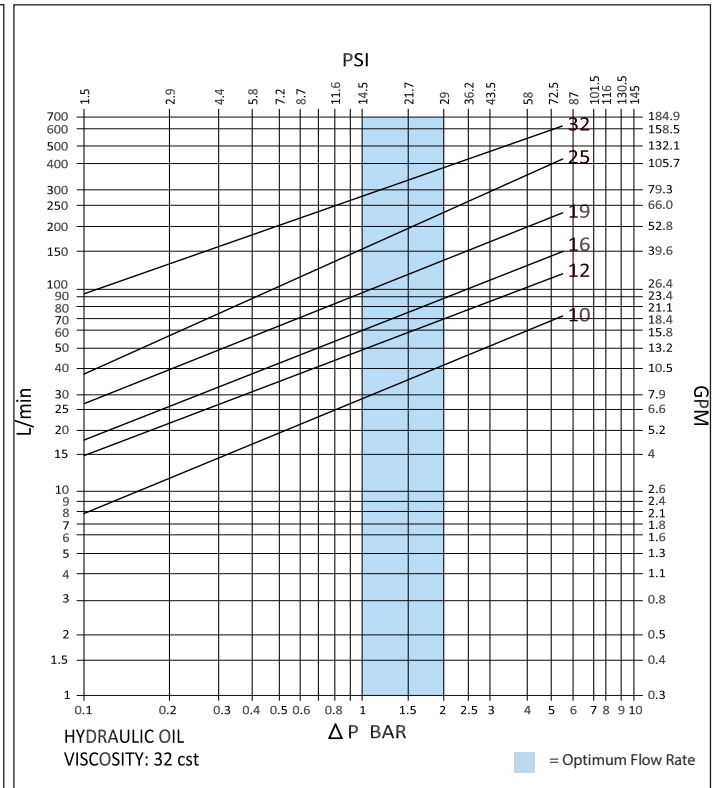
ORDER CODES



DRAWING



PRESSURE DROP CHARACTERISTICS



DIMENSIONS

Size	Thread Size (A)*	B	C	D	ØE	F	G	ØH	ØI	ØJ	Maximum Working Pressure	Burst Pressure (Coupled)	Burst Pressure (Male)	Burst Pressure (Female)
											Psi			
HFT 10	3/8"	27.0	30.0	75.5	38.0	70.0	130.0	38.0	42.0	19.5	550	1400	1400	1100
		1.1	1.2	3.0	1.5	2.8	5.1	1.5	1.7	0.8	7975	20300	20300	15950
HFT 10	1/2"	27.0	30.0	75.5	38.0	75.0	135.0	38.0	42.0	19.5	550	1400	1400	1100
		1.1	1.2	3.0	1.5	3.0	5.3	1.5	1.7	0.8	7975	20300	20300	15950
HFT 12	1/2"	36.0	36.0	84.5	46.0	85.0	152.0	46.0	51.0	24.5	550	1400	1400	1000
		1.4	1.4	3.3	1.8	3.3	6.0	1.8	2.0	1.0	7975	20300	20300	14500
HFT 12	3/4"	36.0	36.0	84.5	46.0	85.0	152.0	46.0	51.0	24.5	550	1400	1400	1000
		1.4	1.4	3.3	1.8	3.3	6.0	1.8	2.0	1.0	7975	20300	20300	14500
HFT 16	3/4"	41.0	41.0	112.0	53.5	85.0	178.0	50.0	53.5	27.0	550	1400	1400	1000
		1.6	1.6	4.4	2.1	3.3	7.0	2.0	2.1	1.1	7975	20300	20300	14500
HFT 19	1"	46.0	46.0	114.5	59.0	101.0	192.5	59.0	59.0	30.0	500	1400	1400	1050
		1.8	1.8	4.5	2.3	4.0	7.6	2.3	2.3	1.2	7250	20300	20300	15225
HFT 25	1 1/4"	55.0	55.0	130.5	70.0	108.0	214.5	70.0	70.0	36.0	470	1300	1300	1000
		2.2	2.2	5.1	2.8	4.3	8.4	2.8	2.8	1.4	6815	18850	18850	14500
HFT 32	1 1/2"	60.0	80.0	169.0	90.0	134.0	272.0	90.0	90.0	57.0	400	1100	1100	800
		2.4	3.1	6.7	3.5	5.3	10.7	3.5	3.5	2.2	5800	15950	15950	11600

*Dimensions based on BSPP threads

PSI= Bar x14.5 Inches= mm/25.4

