



FS75-250H

MODEL	HP/KW	RPM	TANK L/GAL	AIR DELIVERY L/MIN CFM	PRESSURE PSI/BAR	N.W Kg/Lbs	PACKAGING L x W x H
FS75-250H	7.5/5.5	870	250/66	590/20.83	115/8	225/496	1660x600x120



TS55-180H

MODEL	HP/KW	RPM	TANK L/GAL	AIR DELIVERY L/MIN CFM	PRESSURE PSI/BAR	N.W Kg/Lbs	PACKAGING L x W x H
TS55-180H	5.5/4	725	180/48	461/16.27	175/12	192/423	1660x506x1090



FS100U-400H

MODEL	HP/KW	RPM	TANK L/GAL	AIR DELIVERY L/MIN CFM	PRESSURE PSI/BAR	N.W Kg/Lbs	PACKAGING L x W x H
FS100U-400H	10/7.5	850	400/106	767/27.07	115/8	382/842	2040x720x1320



TB100-300H

MODEL	HP/KW	RPM	TANK L/GAL	AIR DELIVERY L/MIN CFM	PRESSURE PSI/BAR	N.W Kg/Lbs	PACKAGING L x W x H
TB100-300H	10/7.5	715	300	865/30.53	175/12	330/728	1080x690x1935



FS150U-400H

MODEL	HP/KW	RPM	TANK L/GAL	AIR DELIVERY L/MIN CFM	PRESSURE PSI/BAR	N.W Kg/Lbs	PACKAGING L x W x H
FS150U-400H	15/11	725	400/106	1591/56.16	175/12	468/1032	2040x780x1410











TB300U-400H

MODEL	HP/KW	RPM	TANK L/GAL	AIR DELIVERY L/MIN CFM	PRESSURE PSI/BAR	N.W Kg/Lbs	PACKAGING L x W x H
TB300U-400H	30/22	860	400/105	2831/100	175/12	676/1490	2040x780x1410











SA20-30

MODEL	HP/KW	RPM	TANK L/GAL	AIR DELIVERY L/MIN CFM	PRESSURE PSI/BAR	N.W Kg/Lbs	PACKAGING L x W x H
							
SA20-30	2/1.5	1200	30/8	279/9.85	115/8	50/110	740x630x360











FS20-50H

MODEL	HP/KW	RPM	TANK L/GAL	AIR DELIVERY L/MIN CFM	PRESSURE PSI/BAR	N.W Kg/Lbs	PACKAGING L x W x H
							
FS20-50H	2/1.5	910	50/13	200/7.06	115/8	80/176	1030x430x810
FS20-100H	2/1.5	910	100/26	200/7.06	115/8	89/196	1230x460x920



SA20-50H

MODEL	HP/KW	RPM	TANK L/GAL	AIR DELIVERY L/MIN CFM	PRESSURE PSI/BAR	N.W Kg/Lbs	PACKAGING L x W x H
							
SA20-50H	2/1.5	910	50/13	15.1/5.3	115/8	68/150	1103x430x920











FS30-100H

MODEL	HP/KW	RPM	TANK L/GAL	AIR DELIVERY L/MIN CFM	PRESSURE PSI/BAR	N.W Kg/Lbs	PACKAGING L x W x H
							
FS30-100H	3/2.2	850	100/26	312/11	115/8	98/216	1230 x 460 x 920











SA30-100H

MODEL	HP/KW	RPM	TANK L/GAL	AIR DELIVERY L/MIN CFM	PRESSURE PSI/BAR	N.W Kg/Lbs	PACKAGING L x W x H
							
SA30-100H	3/2.2	910	100/26	350/12.4	115/8	86/190	1230x460x920



FS55-180H

MODEL	HP/KW	RPM	TANK L/GAL	AIR DELIVERY L/MIN CFM	PRESSURE PSI/BAR	N.W Kg/Lbs	PACKAGING L x W x H
							
FS55-180H	5.5/4	900	180/48	407/14.37	115/8	180/397	1660x560x1090